Rev.	Descrpton	Appr.
A		
B		

无线收音麦克风

说明书

MADE IN CHINA

产品介绍

感谢您选择我们的产品。

本产品为智能无线麦克风，可提供专业级别的录音输出。即插即用，无需APP。多种用途:可实现网络直播、视频Vlog拍摄、节目访谈、采访录音、视频教学等场合的使用。

本产品由三部分构成，充电仓，麦克风发射端，接收端。
(如下图所示，部分型号没有充电仓，以实物为准)

ID图示

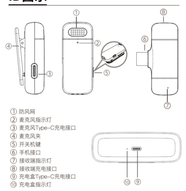

① 防风网
② 麦克风指示灯
③ 麦克风Type-C充电接口
④ 麦克风夹
⑤ 开关机键
⑥ 手机端口
⑦ 接收端指示灯
⑧ 接收端充电接口
⑨ 充电盒Type-C充电接口
⑩ 充电盒指示灯

使用方法

第一步:把接收端的一头接入手机接口。

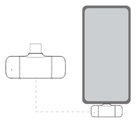

注:OPPO/VIVO/IQOO/Realme品牌的手机要到设置里面(搜索"OTG"-打开OTG供电才能正常使用。

第二步:长按麦克风的功能键，指示灯亮绿灯，即开机成功。

第三步:接收端红灯常亮，手机打开相机、直播视频等APP即可使用麦克风收音。

特别说明:
兼容的使用方法如下:接收端里面没有带电池，直播时不需要充电。如果直播时，手机电量不足的情况下，直接通过接收端的接口给予手机充电。

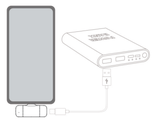

UI功能

麦克风发射端

功能/状态	按键操作	灯蓝
开机	长按3秒	红绿交替闪烁
关机	长按3秒	熄灭灯光
未连接		红绿交替闪烁
已连接		常灯常亮
降噪	开机默认开启三级降噪	更灯颜
混响	三击按键开启或关闭混响功能	红灯闪烁一次，然后绿灯常亮
静音	双击按键开启或关闭静音功能	绿灯闪烁
充电		红灯常亮
充满电		熄灭灯光
低电		红灯1秒闪烁一次

接收端

状态/状态	操作	灯蓝
搜索配对	插入手机上电	红灯闪烁
配对成功		红灯常亮

产品参数

耳机监听	麦克风带监听功能 (需连接TYPE-C转3.5接口耳机)
声音延时	约30ms
频率响应	20Hz-20KHz
发射端工作电流	11~12mA
接收端工作电流	19-21mA
充电输入电压	DC4.9-5.2V
传输距离	无障碍20米以上，人体障碍7米左右
麦克风电池	60mAH
麦克风充电时间	约1.5h
充电仓电池	600mAH
充电仓充电时间	约3h
麦克风续航时间	约5.5h
充电仓续航时间	可同时给两个麦克风充电3次
工作温度	-10°C-40C
尺寸(mm)	发射器:45x 19.2x 10.7 接收器: 44.9x25.7x8.5 充电仓:65.3x42.2x25
重量	发射器:9克 接收器:12克 充电仓:65克

包装清单

包装清单内容

(1)麦克风发射端
(2)接收端
(3)充电仓
(4)Type-C充电线
(5)用户说明书

合格证 — 检验员 — 本产品经检验已合格

保修卡 — 产品编号: _____ 检 验 员: _____ 检验日期: _____

Wireless Microphone

User Manual

MADE IN CHINA

Introduction

Thanks for choosing our product.
This product is a smart wireless microphone that provides professional-grade recording output. Plug and play, no app required. Multiple uses: It can be used in online live broadcast, video Vlog shooting, program interview, recording, video teaching and other occasions.
This product consists of three parts: charging box, microphone transmitting end and receiving end.
(as shown in the figure below, some models have no charging box, subject to the real object)

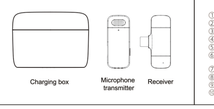

ID Diagram

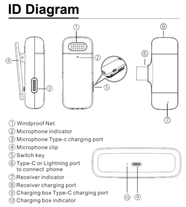

① Windproof Net
② Microphone indicator
③ Microphone Type-c charging port
④ Microphone clip
⑤ Switch key
⑥ Type-C or Lightning port to connect phone
⑦ Receiver indicator
⑧ Receiver charging port
⑨ Charging box Type-C charging port
⑩ Charging box indicator

How to use

Step 1: Connect the receiver to phone with port.

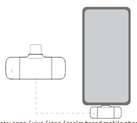

Note: oppo / vivo / iqoo / realm brand mobile phones can be used normally only when they go to the settings (search "OTG" - turn on OTG power supply)

Step 2: Press switch key of microphone, the indicator light turns green, and then power is turned on.

Step 3: The indicator Red light of receiver keeps always on, then open the phone camera,live App or other Apps, and then to use the microphone to receive sound.

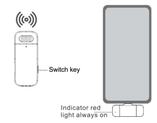

Special Note:
For the use of port: there is no battery in receiver, and no need to recharge during live. If the phone is low power during Live, it can be recharged directly through port.

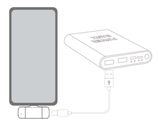

About UI

Microphone Transmitter

Function	Button	LED
Power on	Button 3S startup	blinking alternately red and green
Power off	Press 3S shutdown	All the lights went out
Unconnected		blinking alternately red and green
Connected		Green light always on
Noise cancellation	3-level noise reduction enabled by default	No light effect
Reverberation	Press the button three times continuous on-off the reverb function	The green and red lights blinks once then the green light is always on
Silent mode	Press the twice to turn on or off the mute function	The green light blinks
Charging		Red light is always on
Fully charged		All the lights went out
Low battery		The red light blinks every 10se

Receiver

Function		LED
Power on	Automatically power on after plugging in the mobile phone port	The red light blinks
Power off	Automatic shutdown after unplugging	
Unconnected		The red light blinks
Connected		Red light is always on

Specifications

Headphone Monitoring	The mic features monitoring function (Type-C compatible headphone)
Latency	<30ms
Frequency Response	20Hz-20KHz
Transmitter Work Current	11~12mA
Receiver Work Current	19~21mA
Input Voltage	DC4.9-5.2V
Operating Range	Up to 20m (without obstacle), 7m (with obstacle)
Microphone Battery	60mAH
Microphone Charging Time	~1.5h
Charging Case Battery	600mAH
Charging Case Charging Time	~3h
Microphone Battery Life	~5.5h
Charging Case Battery Life	Fully charge the two microphones 3 times at once
Working Temperature	-10°C-40C
(Dimension(mm)	Transmitter: 45x 19.2x 10.7 Receiver: 44.9x25.7x8.5 Charging case: 65.3x42.2x25
Weight	Transmitter: 9g Receiver: 5g, Charing case: 65g

Packing List

Content of packing
(1) Microphone transmitter
(2) Lightning receiver
(3) Charging box
(4) Charging cable
(5) User manual

Certificate — QC — QC PASS — warranty card — Model: _____ QC: _____ Date: _____

（中英文）

			料号	P.OS.M600002	版本	A
深圳市优洋科技有限公司 Shenzhen UY Technology Co., LtD.	设计	jny	23-03-15	品名: M6（供应商叫K6）说明书中性	颜色:	4色
	审核			规格: 18P双面	表面:	无
设计图纸时请勿删除图框信息，以备校验！若有专色请提供潘通色号。	公差	X. ±0.5		尺寸: 65*71mm(外径)	工艺:	风琴折
Pls keep the frame of design drawing for check. Pls provide Pantone color if any.		X.° ±0.5°		材质: 105g双铜	要求:	印刷清晰,成品表面光洁无褶皱