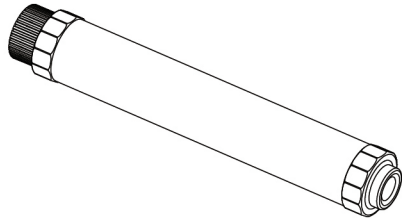


# LUXceo®

**RGB WATERPROOF VIDEO LIGHT**  
Executive Standard: GB 7000.1-2015 GB 7000.204-2008

**P7RGB**



**SHENZHEN DISCOVER TECHNOLOGY CO., LTD**  
Add: 4F, 4B, Haomai High-tech Park 387 Huating Rd. Dalang St. Longhua District, Shenzhen 518109 China.  
Tel: 400-6618-101 Web: www.luxceo.com

## P7RGB



Thanks for choosing our product, please read this instruction manual carefully before using and operate it according to the instructions.

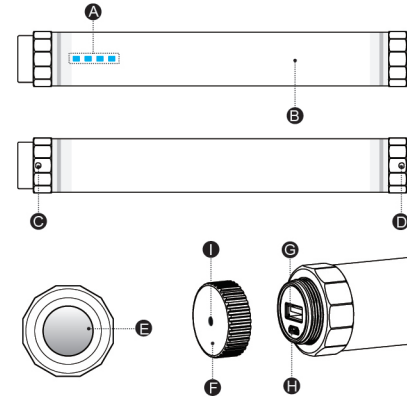
### Product Features

- 1.The product is waterproof IP68 and can be used for underwater photography.
- 2.Stepless dimming and RGB color changing. The brightest level is up to 1000 lumen.
- 3.Power bank function. Max output is 5V 2.4A.
- 4.The product has intelligent identification chip. It can charge most mobile phone, Ipad and other USB electronic devices on the market.
- 5.Built-in 18650 li-ion battery with high-capacity 10,400mAh. It can work up to 4.5 hours at the brightest level after full charge.
- 6.With 1/4" standard nut. It can be used with tripods.
- 7.Suitable for emergency, photography and other application.
- 8.The product has two lanyard holes. It can be hung anywhere you want.

### Packing List

LED photography light X1	USB cable X1
Remote controller X1	Lanyard X2
User manual X1	Qualified certificate X1

### Product Appearance

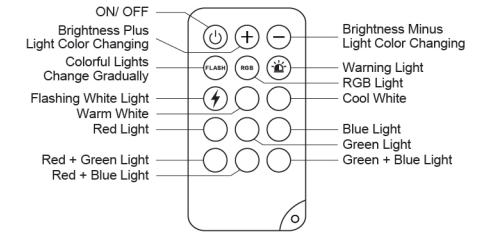


- A** Power & Charging indicator
- B** Luminous surface
- C/D** Lanyard hole
- E** Waterproof switch (Noctilucent function)
- F** Waterproof case (Unscrew the cap when need charge)
- G** USB output interface
- H** Micro USB interface
- I** 1/4" Standard Nut (for tripod)

### Product Instructions

- 1.When the light is off: press the switch once to turn on the light (It will memorize the last brightness and color temperature).
- 2.When the light is on:
  - ① Press the switch once to turn off the light
  - ② Double-press to change the lighting modes: cool white → warm white → red light → green light → blue light → (red light + green light) → (red light + blue light) → (green light + blue light) → colorful light changing → RGB light → red/ blue warning light → flashing white light.
  - ③ Long press continuously to adjust the brightness. Long press again will adjust the brightness from the opposite. (namely from dark to bright or from bright to dark). The brightness won't change when it reaches to maximum or minimum.
  - ④ It can be operated by remote controller. (Note: the remote controller doesn't work if the product is turned off by pressing the button switch).

Remote Controller Function Illustration Diagram:

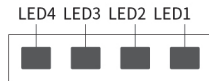


**Note:** The button (⊕/⊖) don't work when in the mode of Red and Blue Warning Light (⊕/⊖) and mode of Flashing White Light (⊕/⊖). The button (⊕/⊖) will adjust the speed of the color changing when in the mode of Colorful Lights Change Gradually (⊕/⊖) and mode of RGB Light (⊕/⊖). The button (⊕/⊖) will adjust brightness when in the modes of Warm White, Cool White, Red Light, Blue Light, Red+ Blue Light, Red+ Green Light, Green+ Blue Light.

### Charging Time

It will take about 7 hours to get full charge by 2A adaptor.  
(It will take about 12 hours to get full charge by 1A adaptor.)

### Power Display



### Power Indicator Status in Charging

Battery C (%)	LED1	LED2	LED3	LED4
Full Charge	ON	ON	ON	ON
75%≤C	ON	ON	ON	Flash
50%≤C<75%	ON	ON	Flash	OFF
25%≤C<50%	ON	Flash	OFF	OFF
C<25%	Flash	OFF	OFF	OFF

When the product is working in low battery, the first indicator will flash.

### Power Indicator Status in Working

Battery C (%)	LED1	LED2	LED3	LED4
C≥75%	ON	ON	ON	ON
50%≤C<75%	ON	ON	ON	OFF
25%≤C<50%	ON	ON	OFF	OFF
3%≤C<25%	ON	OFF	OFF	OFF
0%≤C<3%	Flash	OFF	OFF	OFF

Note: The battery indicators will be on when power bank discharges. When you press the button switch to adjust the lighting modes, the battery indicators will be off automatically after being on a few seconds.

### Specifications

Name	RGB Waterproof Video Light		
Model	P7RGB	Output	DC5V/2.4A
Input	DC5V/2A(MAX)	Power	8W(max)
Brightness	1000lm	CRI	Ra>95
CCT	3000K/5750K	Weight	391g
Size	~W400×Φ36mm		
Battery	Li-ion 3.7V / 10400mAh / 38.48Wh		
Charging Time	~7 hours(with 2A adapter)		
Operating temperature	0~40°C		
Storage temperature	-10~50°C		

**Note:** LED light source of this lamp is irreplaceable, please replace the whole lamp when LED Light source comes to the end of life.



In the following situations, immediately cut off the power supply and seek help from a technician.

- Any liquid, including rain or water, spills into the product that will damage electronic components.
- Product gives off gas or have an unusual flickering.
- The cable is damage and one can see the bare wire.
- The shell is broken.



### PLEASE NOTE

1. Keep the batteries away from fires and high temperatures.
2. Do not place the light in fire in case of explosion.
3. Do not modify or take this product apart. Don't shake, beat or strike it.
4. Please check the voltage requirements before using to avoid damage to the light.
5. Children should use this product in the company of their guardians. To avoid eye injury, please do not look directly at the glowing surface.
6. Please charge the light at least once every three months. And don't put it into water or wet environment while charging.
7. Please plug out the power cord while not using this light to avoid injury and damage.
8. Please do not put it in damp environment or water when charging.



Please don't discard the lithium battery.



### Customer Information

Attn: \_\_\_\_\_ Tel: \_\_\_\_\_

Add: \_\_\_\_\_

### Product Information

Product Model: \_\_\_\_\_ Purchase Date: \_\_\_\_\_

Product Serial Number: \_\_\_\_\_

### Product Maintenance Record

Date	Maintenance Center Name	Fault and Handling	Finish Date

### The Dealer Information

Company Name: \_\_\_\_\_ Purchase Date: \_\_\_\_\_

Add: \_\_\_\_\_

Signature: \_\_\_\_\_



The user to save    Lost not fill    V1.0